







Answering signals made by life-saving stations or maritime rescue units when signals are seen from a ship or a person in distress





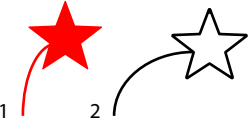
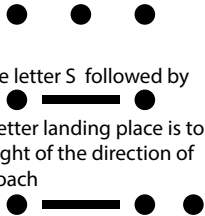


HAND SIGNALS	LIGHT SIGNALS	OTHER SIGNALS	MEANING
	 <p>Orange smoke signal</p>	 <p>Exploding white star consisting of 3 single signals fired at about 1-minute intervals.</p>	You are seen. Help is coming. (Repetition of such signals shall have the same meaning.)
	 <p>White star rocket consisting of 3 single signals fired at about 1-minute intervals.</p>		

DAY
 These may be interchanged
 NIGHT

Landing signals for the guidance of small boats or person in distress (day and night)

 <p>Vertical movement of a white flag, the arms, or white light or flare</p>	 <p>Green star fired.</p>	 <p>Morse code letter K given by light or sound signal apparatus</p>	This is the best place to land.
--	--	---	---------------------------------

Indicate direction by placing a steady white light or flare at a lower level and in line with the observer

 <p>Horizontal movement of a white flag, the arms fullt extended, or white light or flare</p>	 <p>Red star fired.</p>	 <p>Morse code letter S given by light or sound signal apparatus</p>	Landing here is highly dangerous.
 <ol style="list-style-type: none"> Horizontal movement of a white flag, light or flare Placing of flag, light or flare on the ground Carrying a second flag, light or flare in the direction to be taken 	 <ol style="list-style-type: none"> Red star fired vertically and White star fired pointing to a better landing place 	 <p>Morse code letter S followed by</p> <ol style="list-style-type: none"> R  if a better landing place is to the right of the direction of approach L  if a better landing place is to the left of the direction of approach 	Landing here is highly dangerous. Go in the direction indicated.

Surface-to-air visual signals

Communication from surface craft or survivors to an aircraft







Display the appropriate signal on the deck or on the ground.

Message	ICAO*/IAMSAR** visual signal
Require assistance	V
Require medical assistance	X
No or negative	N
Yes or affirmative	Y
Proceed in this direction	↑

*ICAO Annex 12 Search and Rescue

** International Aeronautical and Maritime Search and Rescue (IAMSAR) Manual, Vol. III

Reply from an aircraft observing the above signals from a surface craft or survivors

 Drop a message or	 Rock the wings (during daylight) or	 Flash the landing or navigation lights on and off twice (during darkness) or	 Flash Morse code signal T or R or	Use any other suitable signal	Message understood
 Fly straight and level without rocking wings or	 Flash Morse code signal RPT or	Use any other suitable signal			Message not understood (repeat)

*High - visibility coloured streamer